



SUPERIOR EAST OPP DETACHMENT BOARD

DETACHMENT COMMANDER'S REPORT

JANUARY – AUGUST 2024

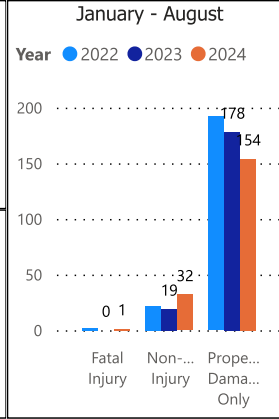
SEPTEMBER 25, 2024



**OPP Detachment Board Report
Collision Reporting System
January - August 2024**

Motor Vehicle Collisions by Type						
January - August						
Year	2022		2023		2024	
CollisionType	Incidents	% Change	Incidents	% Change	Incidents	% Change
Fatal Injury	2	100.0%	0	-100.0%	1	--
Non-Fatal Injury	22	-38.9%	19	-13.6%	32	68.4%
Property Damage Only	192	12.3%	178	-7.3%	154	-13.5%
Total	216	3.8%	197	-8.8%	187	-5.1%

YTD						
Year	2022		2023		2024	
CollisionType	Incidents	% Change	Incidents	% Change	Incidents	% Change
Fatal Injury	2	100.0%	0	-100.0%	1	--
Non-Fatal Injury	22	-38.9%	19	-13.6%	32	68.4%
Property Damage Only	192	12.3%	178	-7.3%	154	-13.5%
Total	216	3.8%	197	-8.8%	187	-5.1%



Data source (Collision Reporting System) date:
16-Sep-2024

Detachment 40 - SUPERIOR EAST (Wawa)

Location code(s): 4000 - SUPERIOR EAST (Wawa), 4010 - SUPERIOR EAST (Chapleau), 4020 - SUPERIOR EAST (Hornepayne), 4030 - SUPERIOR EAST (White River), 4040 - SUPERIOR EAST (Wawa Municipal), 4050 - SUPERIOR EAST (Foleyet), 4074 - MICHIPICOTEN FN

Area(s): ALL
Data source date:
16-Sep-2024

Report Generated on:
19-Sep-2024 6:37:06 PM



OPP Detachment Board Report Collision Reporting System January - August 2024

Fatalities in Detachment Area - Incidents

January - August									
Type	Motor Vehicle			Motorized Snow Vehicle			Off-Road Vehicle		
Year	Alcohol/Drugs	Incidents	% Change	Alcohol/Drugs	Incidents	% Change	Alcohol/Drugs	Incidents	% Change
2022	0	2	--	0	0	--	0	0	-100.0%
2023	0	0	-100.0%	0	0	--	0	0	--
2024	0	1	--	0	0	--	0	0	--

YTD									
Type	Motor Vehicle			Motorized Snow Vehicle			Off-Road Vehicle		
Year	Alcohol/Drugs	Incidents	% Change	Alcohol/Drugs	Incidents	% Change	Alcohol/Drugs	Incidents	% Change
2022	0	2	--	0	0	--	0	0	-100.0%
2023	0	0	-100.0%	0	0	--	0	0	--
2024	0	1	--	0	0	--	0	0	--

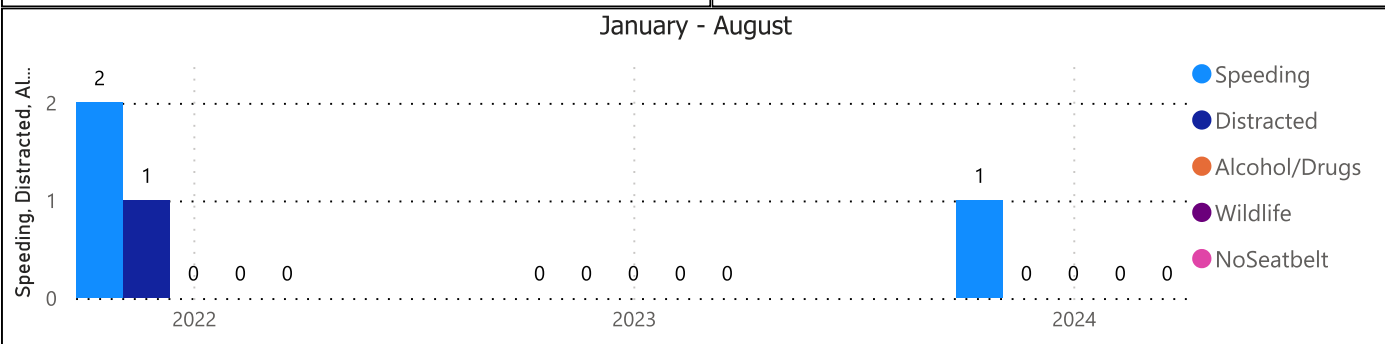
Fatalities in Detachment Area - Persons Killed

January - August							
Type	Motor Vehicle		Motorized Snow Vehicle		Off-Road Vehicle		
Year	Persons Killed	% Change	Persons Killed	% Change	Persons Killed	% Change	
2022	2	--	0	--	0	-100.0%	
2023	0	-100.0%	0	--	0	--	
2024	1	--	0	--	0	--	

YTD							
Type	Motor Vehicle		Motorized Snow Vehicle		Off-Road Vehicle		
Year	Persons Killed	% Change	Persons Killed	% Change	Persons Killed	% Change	
2022	2	--	0	--	0	-100.0%	
2023	0	-100.0%	0	--	0	--	
2024	1	--	0	--	0	--	

Primary Causal Factors in Fatal Motor Vehicle Collisions

January - August				YTD			
	2022	2023	2024		2022	2023	2024
Speeding	2	0	1	Speeding	2	0	1
Speeding % Change	--	-100.0%	--	Speeding % Change	--	-100.0%	--
Distracted	1	0	0	Distracted	1	0	0
Distracted % Change	--	-100.0%	--	Distracted % Change	--	-100.0%	--
Alcohol/Drugs	0	0	0	Alcohol/Drugs	0	0	0
Alcohol/Drugs % Change	--	--	--	Alcohol/Drugs % Change	--	--	--
Wildlife	0	0	0	Wildlife	0	0	0
Wildlife % Change	--	--	--	Wildlife % Change	--	--	--
NoSeatbelt	0	0	0	NoSeatbeltYTD	0	0	0
NoSeatbelt YoY%	--	--	--	NoSeatbeltYTD YoY%	--	--	--



Data source (Collision Reporting System) date:
16-Sep-2024

Detachment: 40 - SUPERIOR EAST (Wawa)

Location code(s): 4000 - SUPERIOR EAST (Wawa), 4010 - SUPERIOR EAST (Chapleau), 4020 - SUPERIOR EAST (Hornepayne), 4030 - SUPERIOR EAST (White River), 4040 - SUPERIOR EAST (Wawa Municipal), 4050 - SUPERIOR EAST (Foleyet), 4074 - MICHIPICOTEN FN

Area(s): ALL

Data source date:
16-Sep-2024

Report Generated on:
19-Sep-2024 6:37:06 PM



OPP Detachment Board Report Records Management System January - August 2024

Criminal Code and Provincial Statute Charges Laid

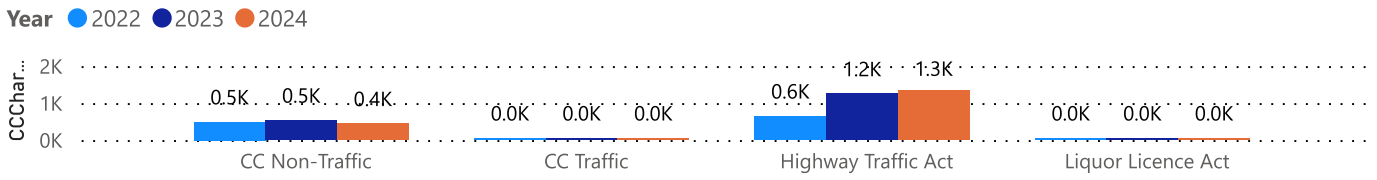
January - August

Year	2022		2023		2024	
ChargeCategory1	Offence Count	% Change	Offence Count	% Change	Offence Count	% Change
CC Non-Traffic	490	8.6%	534	9.0%	442	-17.2%
CC Traffic	40	0.0%	35	-12.5%	28	-20.0%
Highway Traffic Act	646	156.3%	1249	93.3%	1330	6.5%
Liquor Licence Act	14	133.3%	11	-21.4%	5	-54.5%
Total	1190	58.9%	1829	53.7%	1805	-1.3%

YTD

Year	2022		2023		2024	
ChargeCategory1	Offence Count	% Change	Offence Count	% Change	Offence Count	% Change
CC Non-Traffic	490	8.6%	534	9.0%	442	-17.2%
CC Traffic	40	0.0%	35	-12.5%	28	-20.0%
Highway Traffic Act	646	156.3%	1249	93.3%	1330	6.5%
Liquor Licence Act	14	133.3%	11	-21.4%	5	-54.5%
Total	1190	58.9%	1829	53.7%	1805	-1.3%

January - August



Traffic Related Charges

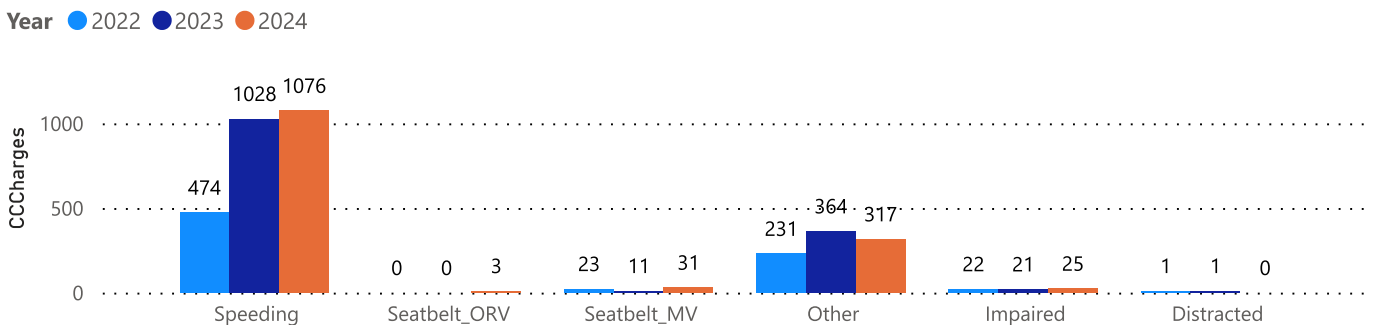
January - August

Year	2022		2023		2024	
ChargeCategory2	Offence Count	% Change	Offence Count	% Change	Offence Count	% Change
Speeding	474	123.6%	1028	116.9%	1076	4.7%
Seatbelt_ORV	0	--	0	--	3	--
Seatbelt_MV	23	1050.0%	11	-52.2%	31	181.8%
Other	231	225.4%	364	57.6%	317	-12.9%
Impaired	22	-8.3%	21	-4.5%	25	19.0%
Distracted	1	--	1	0.0%	0	-100.0%

YTD

Year	2022		2023		2024	
ChargeCategory2	Offence Count	% Change	Offence Count	% Change	Offence Count	% Change
Speeding	474	123.6%	1028	116.9%	1076	4.7%
Seatbelt_ORV	0	--	0	--	3	--
Seatbelt_MV	23	1050.0%	11	-52.2%	31	181.8%
Other	231	225.4%	364	57.6%	317	-12.9%
Impaired	22	-8.3%	21	-4.5%	25	19.0%
Distracted	1	--	1	0.0%	0	-100.0%

January - August



Detachment: 40 - SUPERIOR EAST (Wawa)

Location code(s): 4000 - SUPERIOR EAST (Wawa), 4010 - SUPERIOR EAST (Chapleau), 4020 - SUPERIOR EAST (Hornepayne), 4030 - SUPERIOR EAST (White River), 4040 - SUPERIOR EAST (Wawa Municipal), 4050 - SUPERIOR EAST (Foleyet), 4074 - MICHIPICOTEN FN

Area(s): ALL

Data source date:
16-Sep-2024

Report Generated on:
19-Sep-2024 6:37:06 PM



OPP Detachment Board Report Records Management System January - August 2024

eTicketing Warnings

January - August

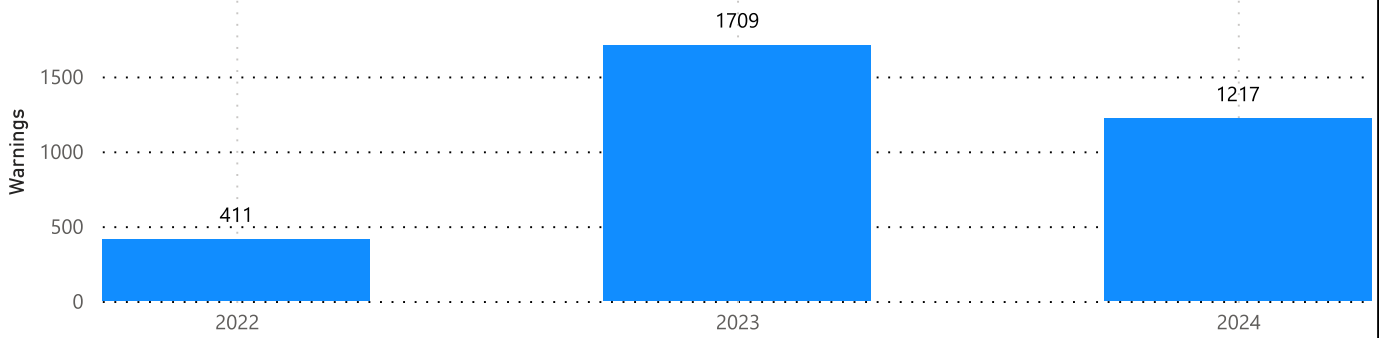
Year	2022		2023		2024	
Type	Warnings	% Change	Warnings	% Change	Warnings	% Change
Warnings	411	183.4%	1709	315.8%	1217	-28.8%

YTD

Year	2022		2023		2024	
Type	Warnings	% Change	Warnings	% Change	Warnings	% Change
Warnings	411	183.4%	1709	315.8%	1217	-28.8%

January - August

Type ● Warnings



Detachment: 40 - SUPERIOR EAST (Wawa)

Location code(s): 4000 - SUPERIOR EAST (Wawa), 4010 - SUPERIOR EAST (Chapleau), 4020 - SUPERIOR EAST (Hornepayne), 4030 - SUPERIOR EAST (White River), 4040 - SUPERIOR EAST (Wawa Municipal), 4050 - SUPERIOR EAST (Foleyet), 4074 - MICHIPICOTEN FN

Area(s): ALL

Data source date:
16-Sep-2024

Report Generated on:
19-Sep-2024 6:37:06 PM



OPP Detachment Board Report Records Management System January - August 2024

Violent Crime

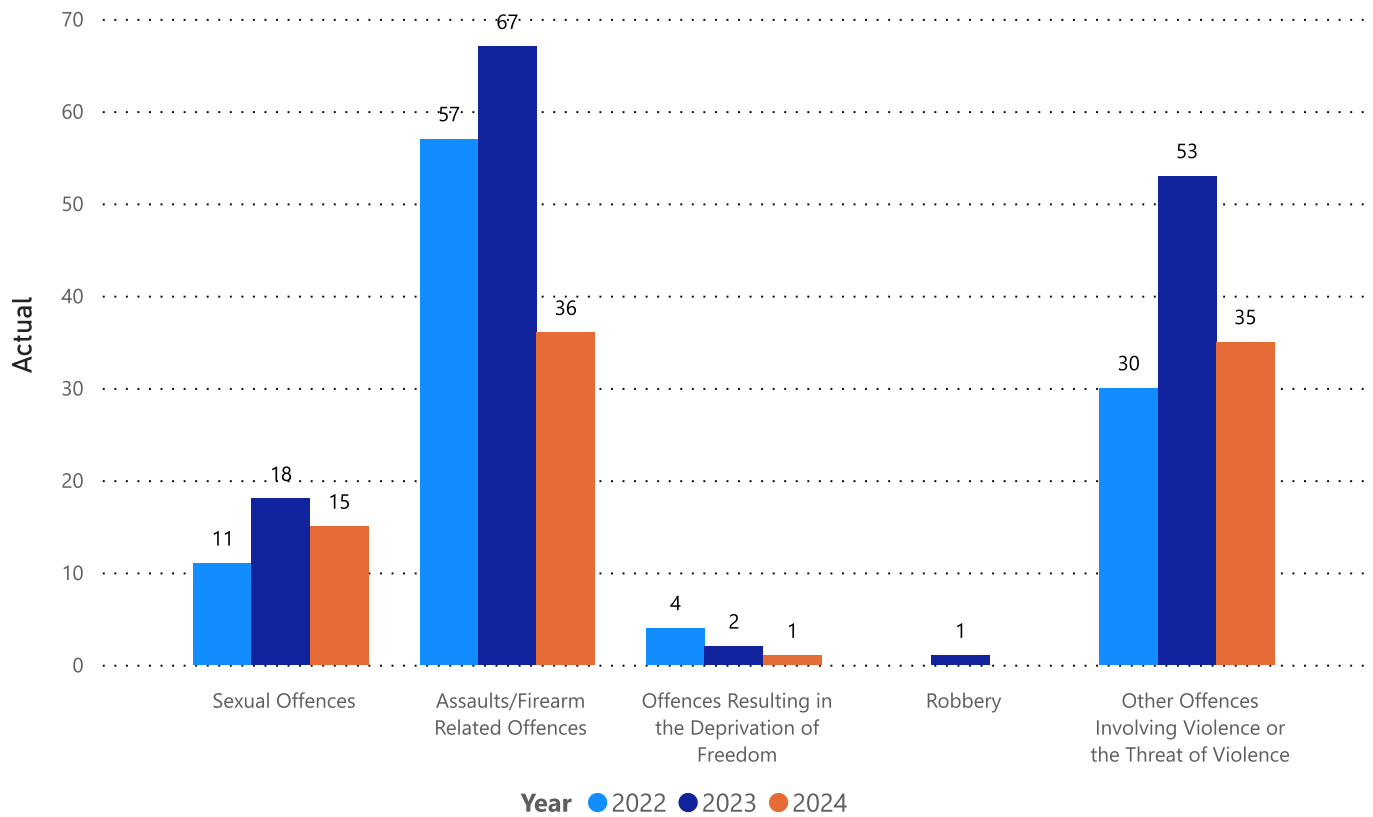
January-August

Year	2022		2023		2024	
ViolationGrp	Actual	% Change	Actual	% Change	Actual	% Change
Homicides	0	--	0	--	0	--
Other Offences Causing Death	0	--	0	--	0	--
Attempted Murder	0	--	0	--	0	--
Sexual Offences	11	57.1%	18	63.6%	15	-16.7%
Assaults/Firearm Related Offences	57	16.3%	67	17.5%	36	-46.3%
Offences Resulting in the Deprivation of Freedom	4	300.0%	2	-50.0%	1	-50.0%
Robbery	0	-100.0%	1	--	0	-100.0%
Other Offences Involving Violence or the Threat of Violence	30	25.0%	53	76.7%	35	-34.0%
Offences in Relation to Sexual Services	0	--	0	--	0	--
Total	102	24.4%	141	38.2%	87	-38.3%

YTD

Year	2022		2023		2024	
ViolationGrp	Actual	% Change	Actual	% Change	Actual	% Change
Homicides	0	--	0	--	0	--
Other Offences Causing Death	0	--	0	--	0	--
Attempted Murder	0	--	0	--	0	--
Sexual Offences	11	57.1%	18	63.6%	15	-16.7%
Assaults/Firearm Related Offences	57	16.3%	67	17.5%	36	-46.3%
Offences Resulting in the Deprivation of Freedom	4	300.0%	2	-50.0%	1	-50.0%
Robbery	0	-100.0%	1	--	0	-100.0%
Other Offences Involving Violence or the Threat of Violence	30	25.0%	53	76.7%	35	-34.0%
Offences in Relation to Sexual Services	0	--	0	--	0	--
Total	102	24.4%	141	38.2%	87	-38.3%

January - August



Detachment: 40 - SUPERIOR EAST (Wawa)

Location code(s): 4000 - SUPERIOR EAST (Wawa), 4010 - SUPERIOR EAST (Chapleau), 4020 - SUPERIOR EAST (Hornepayne), 4030 - SUPERIOR EAST (White River), 4040 - SUPERIOR EAST (Wawa Municipal), 4050 - SUPERIOR EAST (Foleyet), 4074 - MICHIPICOTEN FN

Area(s): ALL

Data source date:
16-Sep-2024

Report Generated on:
19-Sep-2024 6:37:06 PM



OPP Detachment Board Report Records Management System January - August 2024

Property Crime

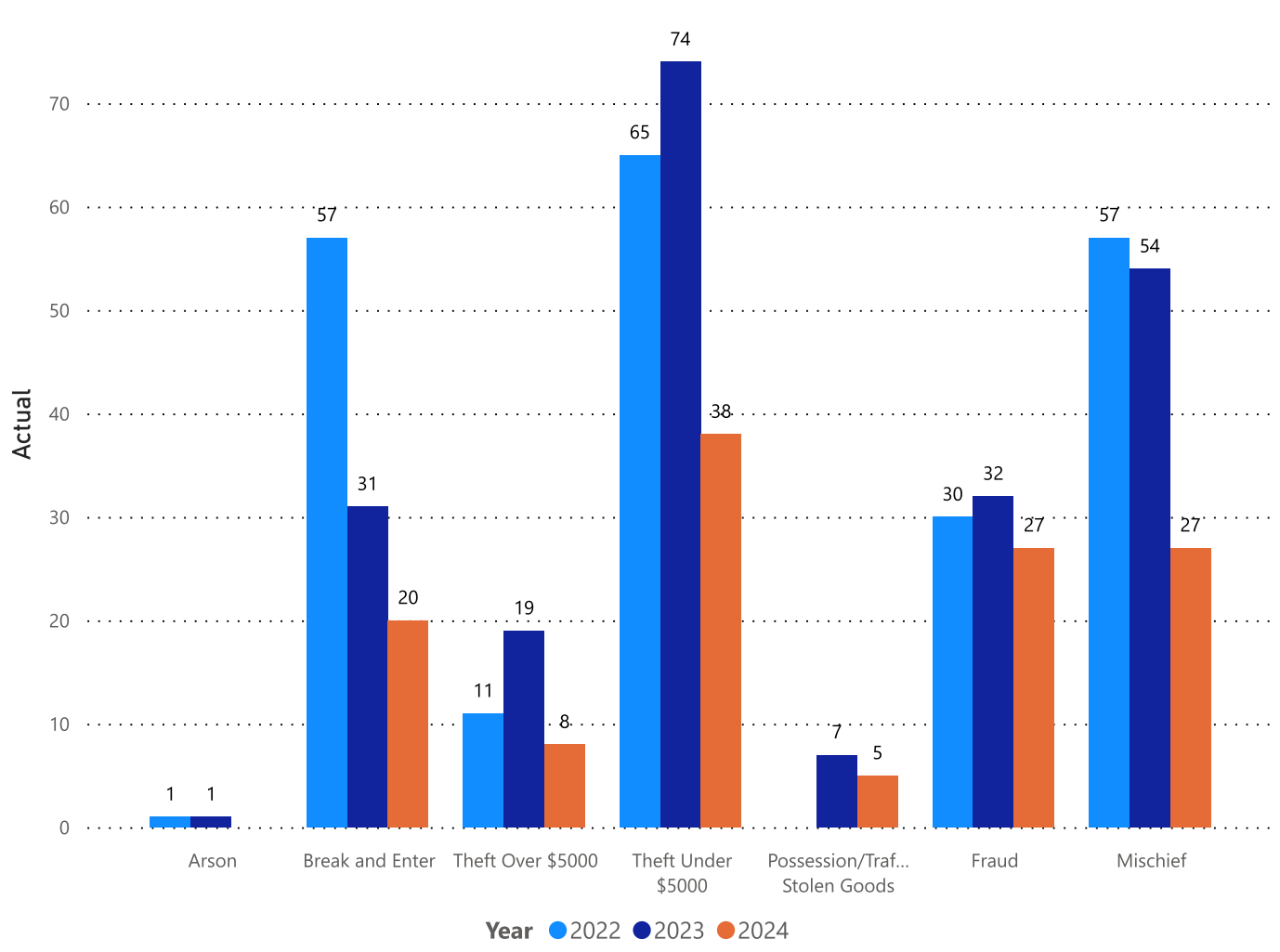
January - August

Year	2022		2023		2024	
ViolationGrp	Actual	% Change	Actual	% Change	Actual	% Change
Arson	1	--	1	0.0%	0	-100.0%
Break and Enter	57	159.1%	31	-45.6%	20	-35.5%
Theft Over \$5000	11	0.0%	19	72.7%	8	-57.9%
Theft Under \$5000	65	-14.5%	74	13.8%	38	-48.6%
Possession/Trafficking Stolen Goods	0	-100.0%	7	--	5	-28.6%
Fraud	30	-9.1%	32	6.7%	27	-15.6%
Mischief	57	96.6%	54	-5.3%	27	-50.0%
Total	221	25.6%	218	-1.4%	125	-42.7%

YTD

Year	2022		2023		2024	
ViolationGrp	Actual	% Change	Actual	% Change	Actual	% Change
Arson	1	--	1	0.0%	0	-100.0%
Break and Enter	57	159.1%	31	-45.6%	20	-35.5%
Theft Over \$5000	11	0.0%	19	72.7%	8	-57.9%
Theft Under \$5000	65	-14.5%	74	13.8%	38	-48.6%
Possession/Trafficking Stolen Goods	0	-100.0%	7	--	5	-28.6%
Fraud	30	-9.1%	32	6.7%	27	-15.6%
Mischief	57	96.6%	54	-5.3%	27	-50.0%
Total	221	25.6%	218	-1.4%	125	-42.7%

January - August



Detachment: 40 - SUPERIOR EAST (Wawa)

Location code(s): 4000 - SUPERIOR EAST (Wawa), 4010 - SUPERIOR EAST (Chapleau), 4020 - SUPERIOR EAST (Hornepayne), 4030 - SUPERIOR EAST (White River), 4040 - SUPERIOR EAST (Wawa Municipal), 4050 - SUPERIOR EAST (Foleyet), 4074 - MICHIPICOTEN FN

Area(s): ALL

Data source date:
16-Sep-2024

Report Generated on:
19-Sep-2024 6:37:06 PM



OPP Detachment Board Report Records Management System January - August 2024

Drug Crime

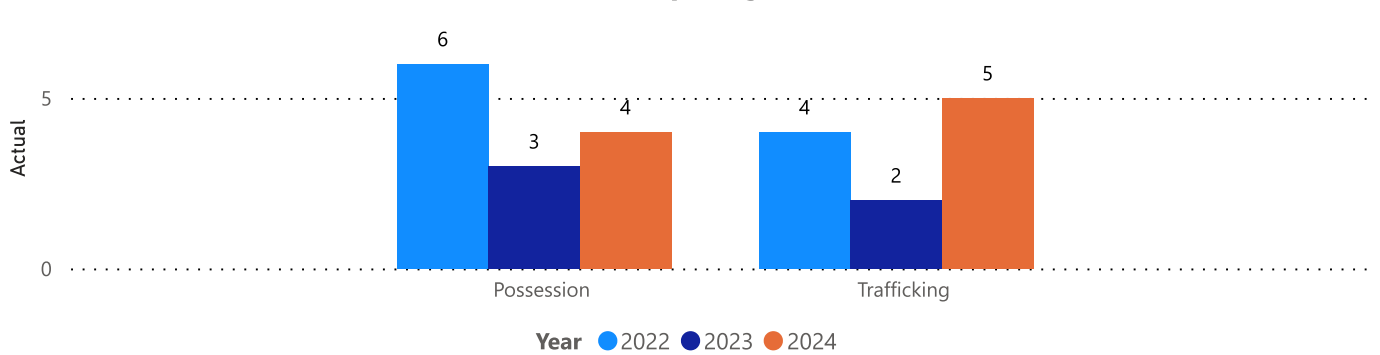
January - August

Year	2022		2023		2024	
ViolationGrp	Actual	% Change	Actual	% Change	Actual	% Change
Possession	6	20.0%	3	-50.0%	4	33.3%
Trafficking	4	-69.2%	2	-50.0%	5	150.0%
Importation & Production	0	-100.0%	0	--	0	--
Cannabis Possession	0	--	0	--	0	--
Cannabis Distribution	0	--	0	--	0	--
Cannabis Sale	0	--	0	--	0	--
Cannabis Importation & Exportation	0	--	0	--	0	--
Cannabis Production	0	-100.0%	0	--	0	--
Other Cannabis Violations	0	--	0	--	0	--
Total	10	-50.0%	5	-50.0%	9	80.0%

YTD

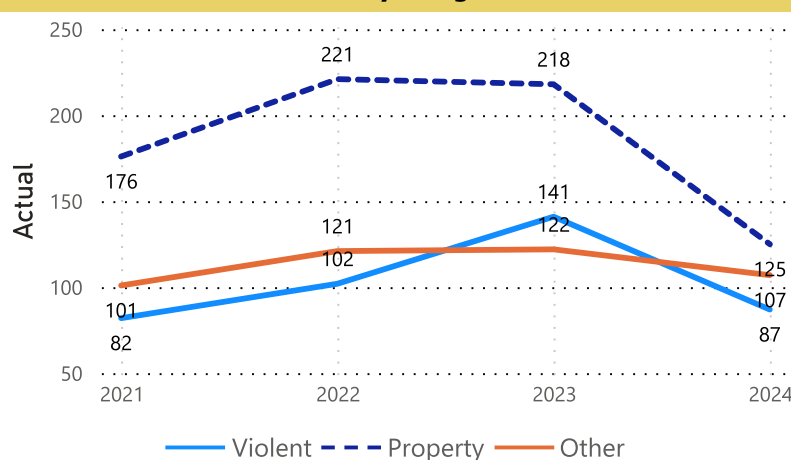
Year	2022		2023		2024	
ViolationGrp	Actual	% Change	Actual	% Change	Actual	% Change
Possession	6	20.0%	3	-50.0%	4	33.3%
Trafficking	4	-69.2%	2	-50.0%	5	150.0%
Importation & Production	0	-100.0%	0	--	0	--
Cannabis Possession	0	--	0	--	0	--
Cannabis Distribution	0	--	0	--	0	--
Cannabis Sale	0	--	0	--	0	--
Cannabis Importation & Exportation	0	--	0	--	0	--
Cannabis Production	0	-100.0%	0	--	0	--
Other Cannabis Violations	0	--	0	--	0	--
Total	10	-50.0%	5	-50.0%	9	80.0%

January - August



Top 3 Violation Types	Top 5 Violation Groups
-----------------------	------------------------

January - August



January - August

ViolationGrp	2021	2022	2023	2024	Total
Failure to Comply	79	103	111	92	385
Theft Under \$5000	76	65	74	38	253
Assaults/Firearm Related Offences	49	57	67	36	209
Mischief	29	57	54	27	167
Provincial Statutes	52	44	35	23	154

Detachment: 40 - SUPERIOR EAST (Wawa)

Location code(s): 4000 - SUPERIOR EAST (Wawa), 4010 - SUPERIOR EAST (Chapleau), 4020 - SUPERIOR EAST (Hornepayne), 4030 - SUPERIOR EAST (White River), 4040 - SUPERIOR EAST (Wawa Municipal), 4050 - SUPERIOR EAST (Foleyet), 4074 - MICHIPICOTEN FN

Area(s): ALL

Data source date:

16-Sep-2024

Report Generated on:

19-Sep-2024 6:37:06 PM



OPP Detachment Board Report Records Management System January - August 2024

Other Crime Occurrences

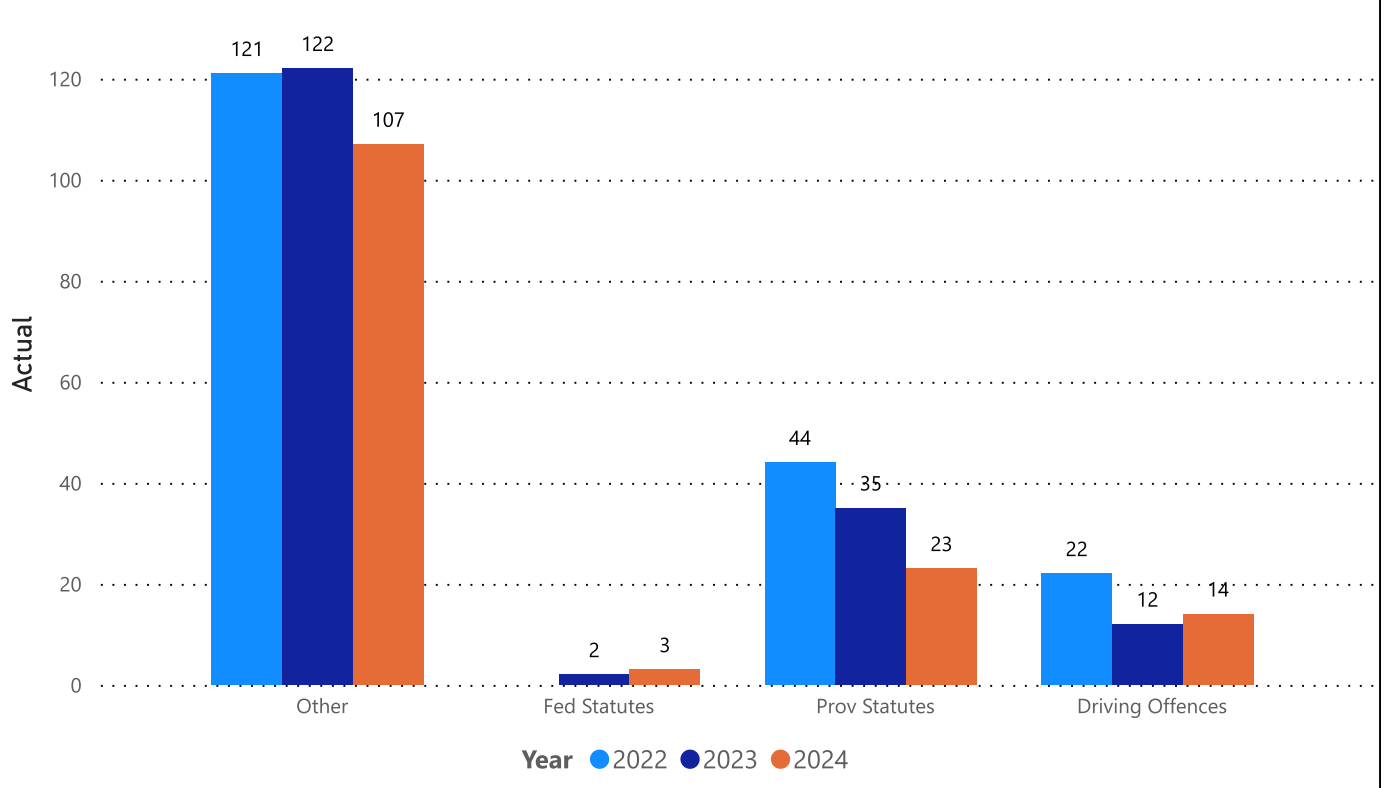
January - August

Year	2022		2023		2024	
Violation_rollup	Actual	% Change	Actual	% Change	Actual	% Change
Other	121	19.8%	122	0.8%	107	-12.3%
Fed Statutes	0	-100.0%	2	--	3	50.0%
Prov Statutes	44	-15.4%	35	-20.5%	23	-34.3%
Driving Offences	22	-21.4%	12	-45.5%	14	16.7%
Total	187	1.1%	171	-8.6%	147	-14.0%

YTD

Year	2022		2023		2024	
Violation_rollup	Actual	% Change	Actual	% Change	Actual	% Change
Other	121	19.8%	122	0.8%	107	-12.3%
Fed Statutes	0	-100.0%	2	--	3	50.0%
Prov Statutes	44	-15.4%	35	-20.5%	23	-34.3%
Driving Offences	22	-21.4%	12	-45.5%	14	16.7%
Total	187	1.1%	171	-8.6%	147	-14.0%

January - August



Detachment: 40 - SUPERIOR EAST (Wawa)

Location code(s): 4000 - SUPERIOR EAST (Wawa), 4010 - SUPERIOR EAST (Chapleau), 4020 - SUPERIOR EAST (Hornepayne), 4030 - SUPERIOR EAST (White River), 4040 - SUPERIOR EAST (Wawa Municipal), 4050 - SUPERIOR EAST (Foleyet), 4074 - MICHIPICOTEN FN

Area(s): ALL

Data source date:

16-Sep-2024

Report Generated on:

19-Sep-2024 6:37:06 PM



OPP Detachment Board Report Records Management System January - August 2024

Clearance Rate

January - August

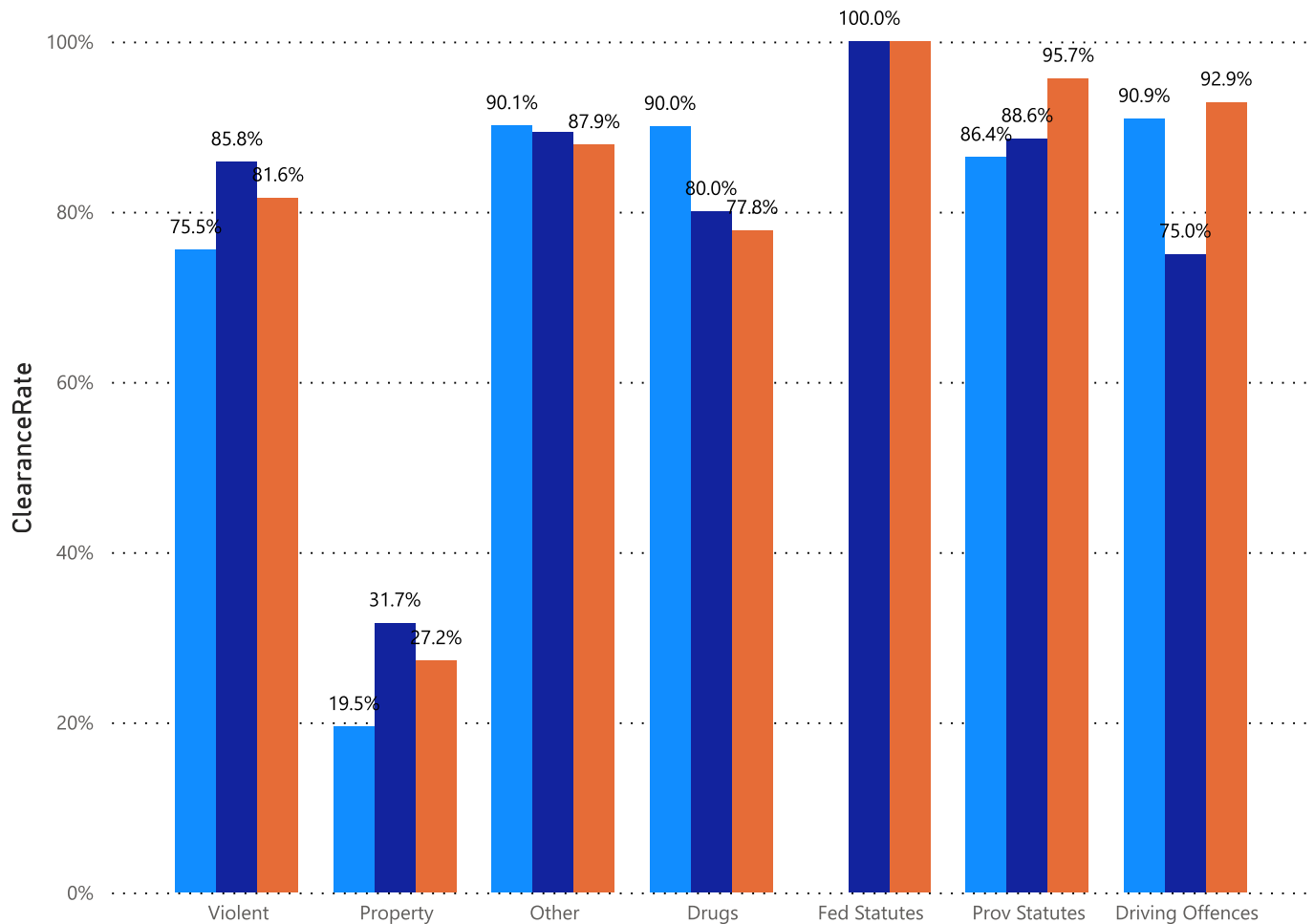
Year	2022		2023		2024	
	%	% Change	%	% Change	%	% Change
Violent	75.5%	-4.8%	85.8%	13.7%	81.6%	-4.9%
Property	19.5%	-20.4%	31.7%	62.7%	27.2%	-14.1%
Other	90.1%	15.2%	89.3%	-0.8%	87.9%	-1.7%
Drugs	90.0%	50.0%	80.0%	-11.1%	77.8%	-2.8%
Fed Statutes		-100.0%	100.0%	--	100.0%	0.0%
Prov Statutes	86.4%	2.1%	88.6%	2.6%	95.7%	8.0%
Driving Offences	90.9%	-2.1%	75.0%	-17.5%	92.9%	23.8%

YTD

Year	2022		2023		2024	
	%	% Change	%	% Change	%	% Change
Violation_rollup						
Violent	75.5%	-4.8%	85.8%	13.7%	81.6%	-4.9%
Property	19.5%	-20.4%	31.7%	62.7%	27.2%	-14.1%
Other	90.1%	15.2%	89.3%	-0.8%	87.9%	-1.7%
Drugs	90.0%	50.0%	80.0%	-11.1%	77.8%	-2.8%
Fed Statutes		-100.0%	100.0%	--	100.0%	0.0%
Prov Statutes	86.4%	2.1%	88.6%	2.6%	95.7%	8.0%
Driving Offences	90.9%	-2.1%	75.0%	-17.5%	92.9%	23.8%

January - August

Year ● 2022 ● 2023 ● 2024



Detachment: 40 - SUPERIOR EAST (Wawa)

Location code(s): 4000 - SUPERIOR EAST (Wawa), 4010 - SUPERIOR EAST (Chapleau), 4020 - SUPERIOR EAST (Hornepayne), 4030 - SUPERIOR EAST (White River), 4040 - SUPERIOR EAST (Wawa Municipal), 4050 - SUPERIOR EAST (Foleyet), 4074 - MICHIPICOTEN FN

Area(s): ALL

Data source date:

16-Sep-2024

Report Generated on:

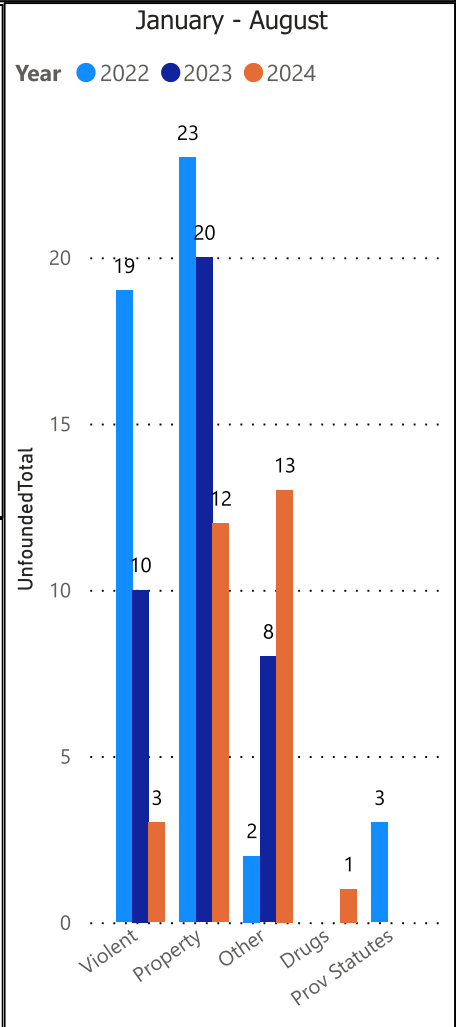
19-Sep-2024 6:37:06 PM



OPP Detachment Board Report Records Management System January - August 2024

Unfounded						
January - August						
Year	2022		2023		2024	
Violation_rollup	Count	% Change	Count	% Change	Count	% Change
Violent	19	46.2%	10	-47.4%	3	-70.0%
Property	23	43.8%	20	-13.0%	12	-40.0%
Other	2	-60.0%	8	300.0%	13	62.5%
Drugs	0	--	0	--	1	--
Fed Statutes	0	--	0	--	0	--
Prov Statutes	3	200.0%	0	-100.0%	0	--
Driving Offences	0	--	0	--	0	--
Total	47	34.3%	38	-19.1%	29	-23.7%

YTD						
Year	2022		2023		2024	
Violation_rollup	Count	% Change	Count	% Change	Count	% Change
Violent	19	46.2%	10	-47.4%	3	-70.0%
Property	23	43.8%	20	-13.0%	12	-40.0%
Other	2	-60.0%	8	300.0%	13	62.5%
Drugs	0	--	0	--	1	--
Fed Statutes	0	--	0	--	0	--
Prov Statutes	3	200.0%	0	-100.0%	0	--
Driving Offences	0	--	0	--	0	--
Total	47	34.3%	38	-19.1%	29	-23.7%



Detachment: 40 - SUPERIOR EAST (Wawa)

Location code(s): 4000 - SUPERIOR EAST (Wawa), 4010 - SUPERIOR EAST (Chapleau), 4020 - SUPERIOR EAST (Hornepayne), 4030 - SUPERIOR EAST (White River), 4040 - SUPERIOR EAST (Wawa Municipal), 4050 - SUPERIOR EAST (Foleyet), 4074 - MICHIPICOTEN FN

Area(s): ALL

Data source date:
10-May-2024

Report Generated on:
19-Sep-2024 6:37:06 PM

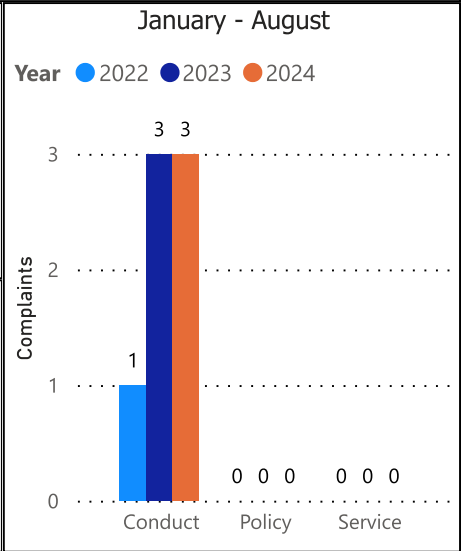


OPP Detachment Board Report Records Management System January - August 2024

Public Complaints (Detachment Level Only)

January - August						
Year	2022		2023		2024	
INCIDENT_TYPE	Count	% Change	Count	% Change	Count	% Change
Conduct	1	0.0%	3	200.0%	3	0.0%
Policy	0	--	0	--	0	--
Service	0	--	0	--	0	--
Total	1	0.0%	3	200.0%	3	0.0%

YTD						
Year	2022		2023		2024	
INCIDENT_TYPE	Count	% Change	Count	% Change	Count	% Change
Conduct	1	0.0%	3	200.0%	3	0.0%
Policy	0	--	0	--	0	--
Service	0	--	0	--	0	--
Total	1	0.0%	3	200.0%	3	0.0%



Data source: RMS Data Feed

Ontario Provincial Police, Professional Standards Bureau Commander Reports - File Manager System

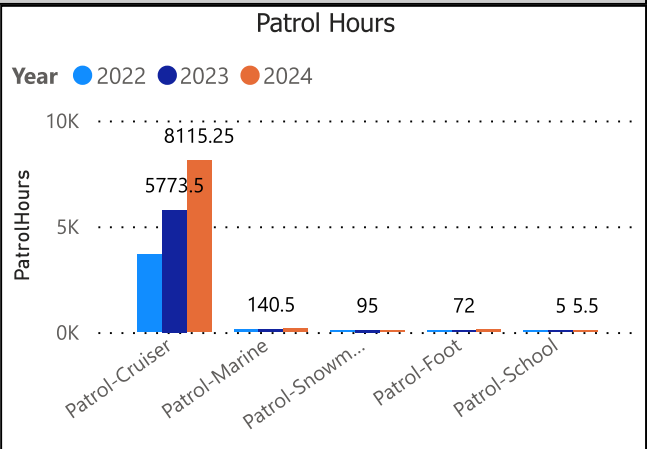
Data source date:

16-Sep-2024

Daily Activity Reporting

Daily Activity Reporting Patrol Hours

January - August			
ODCdescr	2022	2023	2024
Patrol-Cruiser	3,663.00	5,773.50	8,115.25
Patrol-Aircraft	0.00	0.00	0.00
Patrol-Motorcycle	0.00	0.00	0.00
Patrol-Marine	115.75	140.50	167.25
Patrol-ATV	0.00	0.00	0.00
Patrol-Snowmobile	62.50	95.00	56.50
Patrol-Bicycle	0.00	0.00	0.00
Patrol-Foot	58.25	72.00	138.50
Patrol-School	2.00	5.00	5.50
Total	3,901.50	6,086.00	8,483.00



Data source (Daily Activity Reporting System) date:

16-Sep-2024

Detachment: 40 - SUPERIOR EAST (Wawa)

Location code(s): 4000 - SUPERIOR EAST (Wawa), 4010 - SUPERIOR EAST (Chapleau), 4020 - SUPERIOR EAST (Hornepayne), 4030 - SUPERIOR EAST (White River), 4040 - SUPERIOR EAST (Wawa Municipal), 4050 - SUPERIOR EAST (Foleyet), 4074 - MICHIPICOTEN FN

Data source date:

16-Sep-2024

Report Generated on:

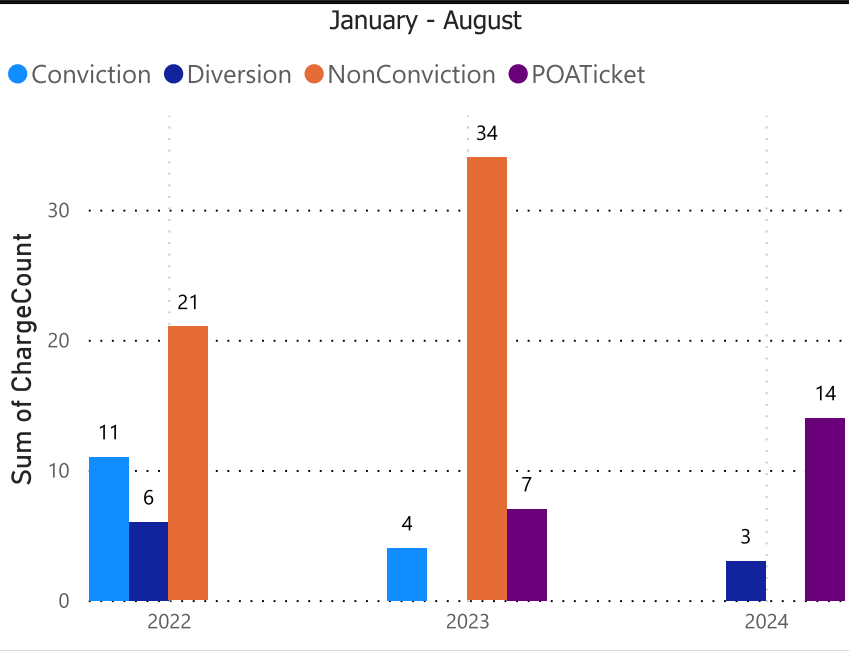
19-Sep-2024 6:37:06 PM



OPP Detachment Board Report Records Management System January - August 2024

Youth Charges by Disposition Type

January - August			
Disposition_Type	2022	2023	2024
Bail	0	0	0
Conviction	11	4	0
Diversion	6	0	3
NonConviction	21	34	0
NotAccepted	0	0	0
POATicket	0	7	14
Total	38	45	17



YTD			
Disposition_Type	2022	2023	2024
Bail	0	0	0
Conviction	11	4	0
Diversion	6	0	3
NonConviction	21	34	0
NotAccepted	0	0	0
POATicket	0	7	14
Total	38	45	17

Youth Charges by Disposition and Occurrence Type

January - August						
Year	2024					Total
OccType	Conviction	Diversion	NonConviction	NotAccepted	POATicket	
eTicket - Vehicle	0	0	0	0	14	14
Theft	0	2	0	0	0	2
Threats	0	1	0	0	0	1
Total	0	3	0	0	14	17

YTD						
Year	2024					Total
OccType	Conviction	Diversion	NonConviction	NotAccepted	POATicket	
eTicket - Vehicle	0	0	0	0	14	14
Theft	0	2	0	0	0	2
Threats	0	1	0	0	0	1
Total	0	3	0	0	14	17

The tables and chart on this page present summarized youth charges by disposition and occurrence type that have been recorded in the OPP Niche RMS application. Of note... the Niche data sourced for this report page only lists youth charges that have had a disposition type entered against them. Therefore, please be aware that the counts of youth charges entries on this report page are understating the potential sum of youth charges that are in OPP Niche RMS.

Detachment: 40 - SUPERIOR EAST (Wawa)

Location code(s): 4000 - SUPERIOR EAST (Wawa), 4010 - SUPERIOR EAST (Chapleau), 4020 - SUPERIOR EAST (Hornepayne), 4030 - SUPERIOR EAST (White River), 4040 - SUPERIOR EAST (Wawa Municipal), 4050 - SUPERIOR EAST (Foleyet), 4074 - MICHIPICOTEN FN

Area(s): ALL

Data source date:
16-Sep-2024

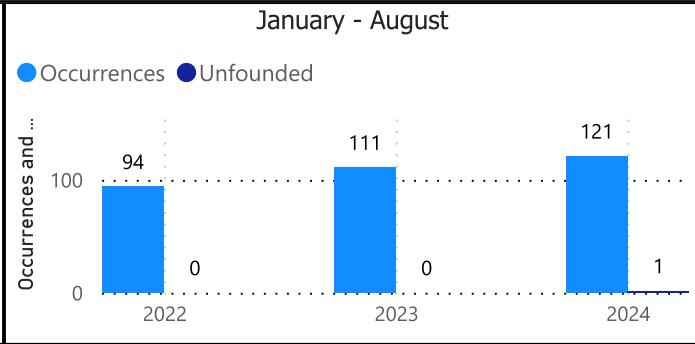
Report Generated on:
19-Sep-2024 6:37:06 PM



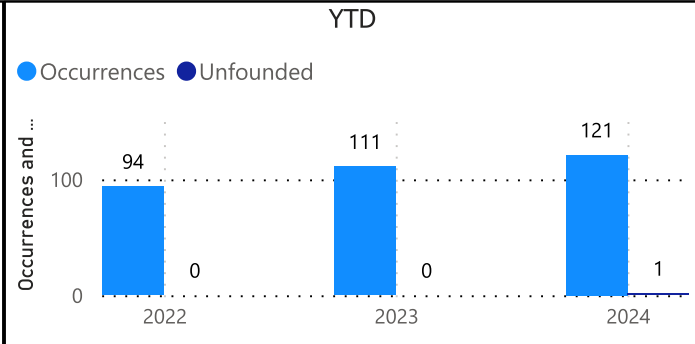
OPP Detachment Board Report Records Management System January - August 2024

Mental Health Act Occurrences

January - August		
Year	Occurrences	Unfounded
2022	94	0
2023	111	0
2024	121	1



YTD		
Year	Occurrences	Unfounded
2022	94	0
2023	111	0
2024	121	1



Mental Health Act Occurrences by Occurrence Type

January - August		
Year	2024	
OccurrenceType	Occurrences	Unfounded
Ambulance Assistance	1	0
Assault	5	0
Attempt or threat of suicide	14	0
Bail violations	1	0
Domestic dispute	4	0
Family dispute	4	0
Mental health act	80	0
Person Well-Being Check	2	0
Sexual assault	1	1
Suspicious person	1	0
Threats	2	0
Unlawfully at large	5	0
Warrants	1	0
Total	121	1

Detachment: 40 - SUPERIOR EAST (Wawa)

Location code(s): 4000 - SUPERIOR EAST (Wawa), 4010 - SUPERIOR EAST (Chapleau), 4020 - SUPERIOR EAST (Hornepayne), 4030 - SUPERIOR EAST (White River), 4040 - SUPERIOR EAST (Wawa Municipal), 4050 - SUPERIOR EAST (Foleyet), 4074 - MICHIPICOTEN FN

Area(s): ALL

Data source date:
16-Sep-2024

Report Generated on:
19-Sep-2024 6:37:06 PM



OPP Detachment Board Report Records Management System January - August 2024

Overdose Occurrences				YTD			
January - August				YTD			
Fatal	2022	2023	2024	Fatal	2022	2023	2024
<input type="checkbox"/> Fatal	0	2	1	<input type="checkbox"/> Fatal	0	2	1
non-opioid overdose	0	0	1	non-opioid overdose	0	0	1
opioid overdose	0	2	0	opioid overdose	0	2	0
<input type="checkbox"/> non-Fatal	0	2	1	<input type="checkbox"/> non-Fatal	0	2	1
non-opioid overdose	0	0	0	non-opioid overdose	0	0	0
opioid overdose	0	2	1	opioid overdose	0	2	1
Total	0	4	2	Total	0	4	2

Fatal Overdose Occurrences	Non-Fatal Overdose Occurrences																								
<p>January - August</p> <table border="1" style="display: none;"> <caption>Fatal Overdose Occurrences</caption> <thead> <tr> <th>Year</th> <th>opioid overdose</th> <th>non-opioid overdose</th> <th>Total</th> </tr> </thead> <tbody> <tr> <td>2023</td> <td>2</td> <td>0</td> <td>2</td> </tr> <tr> <td>2024</td> <td>1</td> <td>0</td> <td>1</td> </tr> </tbody> </table>	Year	opioid overdose	non-opioid overdose	Total	2023	2	0	2	2024	1	0	1	<p>January - August</p> <table border="1" style="display: none;"> <caption>Non-Fatal Overdose Occurrences</caption> <thead> <tr> <th>Year</th> <th>opioid overdose</th> <th>non-opioid overdose</th> <th>Total</th> </tr> </thead> <tbody> <tr> <td>2023</td> <td>2</td> <td>0</td> <td>2</td> </tr> <tr> <td>2024</td> <td>1</td> <td>0</td> <td>1</td> </tr> </tbody> </table>	Year	opioid overdose	non-opioid overdose	Total	2023	2	0	2	2024	1	0	1
Year	opioid overdose	non-opioid overdose	Total																						
2023	2	0	2																						
2024	1	0	1																						
Year	opioid overdose	non-opioid overdose	Total																						
2023	2	0	2																						
2024	1	0	1																						

Detachment: 40 - SUPERIOR EAST (Wawa)

Location code(s): 4000 - SUPERIOR EAST (Wawa), 4010 - SUPERIOR EAST (Chapleau), 4020 - SUPERIOR EAST (Hornepayne), 4030 - SUPERIOR EAST (White River), 4040 - SUPERIOR EAST (Wawa Municipal), 4050 - SUPERIOR EAST (Foleyet), 4074 - MICHIPICOTEN FN

Area(s): ALL

Data source date:
16-Sep-2024

Report Generated on:
19-Sep-2024 6:37:06 PM

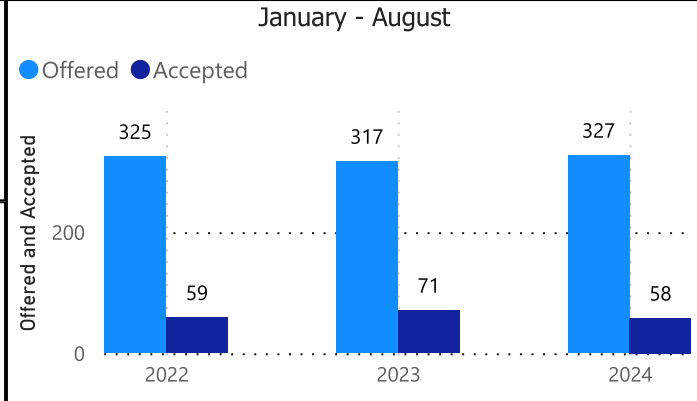


OPP Detachment Board Report Records Management System January - August 2024

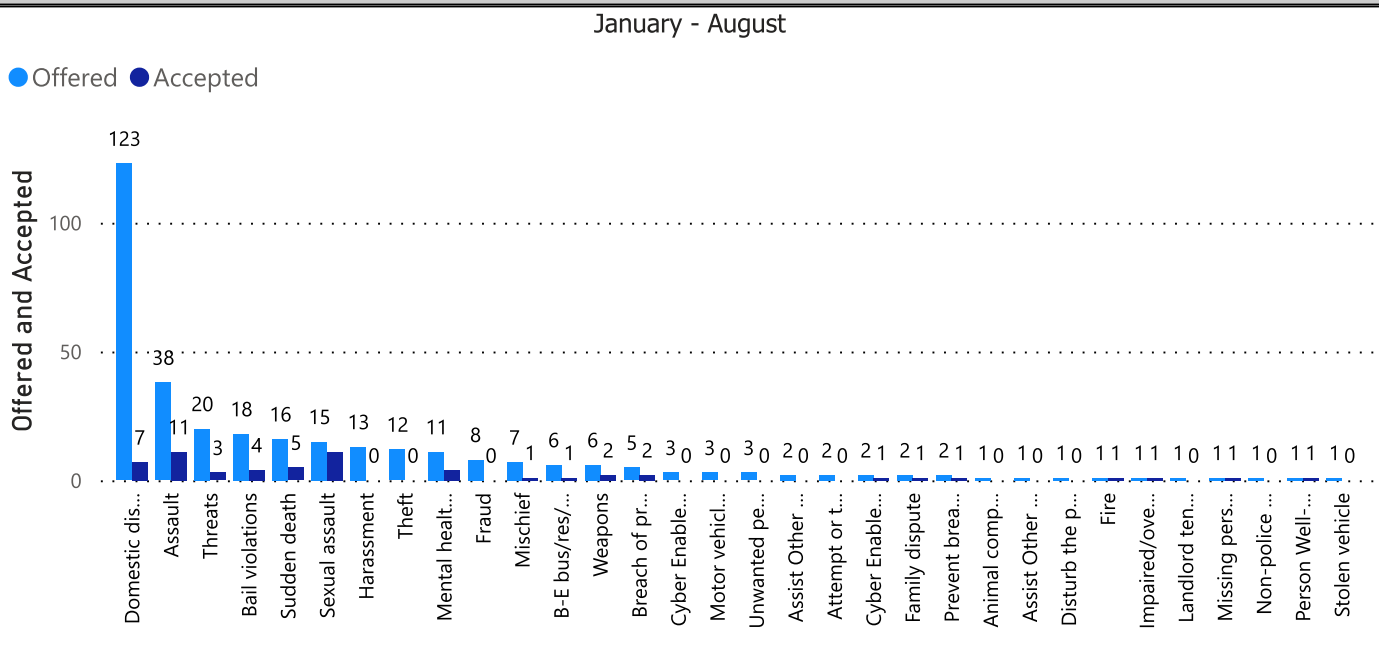
Referrals to Victim Service Agencies by Year

January - August			
Year	Offered	Accepted	% Accepted
2022	325	59	17.8%
2023	317	71	22.4%
2024	327	58	17.5%

YTD			
Year	Offered	Accepted	% Accepted
2022	325	59	17.8%
2023	317	71	22.4%
2024	327	58	17.5%



Referrals to Victim Service Agencies by Occurrence Type



Referrals Accepted (%) by Age Group

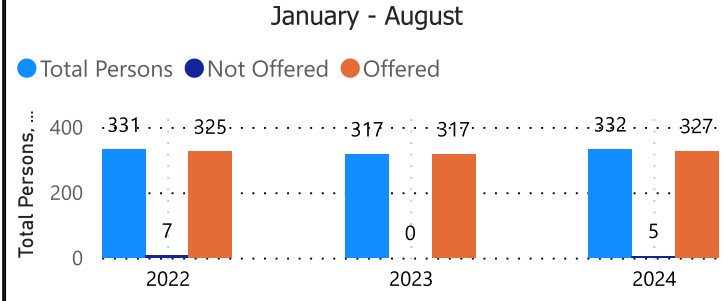
January - August			
PersonAgeRange	2022	2023	2024
	6.8%	8.6%	9.2%
11 - 16	100.0%	100.0%	0.0%
17 - 25	100.0%	100.0%	22.6%
26 - 45	100.0%	95.5%	22.0%
46 - 65	100.0%	100.0%	25.0%
6 - 10	100.0%		50.0%
Over 65	100.0%	100.0%	31.3%
Under 6	100.0%	100.0%	0.0%

YTD			
PersonAgeRange	2022	2023	2024
	6.8%	8.6%	9.2%
11 - 16	100.0%	100.0%	0.0%
17 - 25	100.0%	100.0%	22.6%
26 - 45	100.0%	95.5%	22.0%
46 - 65	100.0%	100.0%	25.0%
6 - 10	100.0%		50.0%
Over 65	100.0%	100.0%	31.3%
Under 6	100.0%	100.0%	0.0%

Referrals Not Offered

January - August			
ServicesNotOfferedReason	2022	2023	2024
	0	0	0
	0	0	0
Victim deceased or unable to respond	7	0	5
Victim resides outside Ontario	0	0	0

YTD			
ServicesNotOfferedReason	2022	2023	2024
	0	0	0
	0	0	0
Victim deceased or unable to respond	7	0	5
Victim resides outside Ontario	0	0	0



Detachment: 40 - SUPERIOR EAST (Wawa)

Location code(s): 4000 - SUPERIOR EAST (Wawa), 4010 - SUPERIOR EAST (Chapleau), 4020 - SUPERIOR EAST (Hornepayne), 4030 - SUPERIOR EAST (White River), 4040 - SUPERIOR EAST (Wawa Municipal), 4050 - SUPERIOR EAST (Foleyet), 4074 - MICHIPICOTEN FN

Area(s): ALL

Data source date:
16-Sep-2024

Report Generated on:
19-Sep-2024 6:37:06 PM

OPP Detachment Board Report
Report Information Page

Report Data Source Information:

Data Sources Utilized

- Niche RMS – CTSB Data Feed
- Collision Reporting System (eCRS)
- POIB File Manager
- Daily Activity Reporting System

Niche RMS

RMS data presented in this report is dynamic in nature and any numbers may change over time as the OPP continue to investigate and solve crime.

The following report tabs acquire their data from the OPP Niche RMS – CTSB Data Feed

- Complaints (Public Complaints Section Only)
- Charges
- Warnings
- Violent Crime
- Property Crime
- Drug Crime
- Clearance Rate
- Unfounded
- Other Crime
- Youth Charges
- MHA – Mental Health Act
- Overdose
- Victim Services

Collision Reporting System (eCRS)

Traffic related data for Collisions and Fatalities are collected from the OPP eCRS application.

The following report tabs acquire their data from the OPP eCRS (Collision Reporting System)

- Collisions
- Fatalities

DAR (Daily Activity Reporting)

Patrol hours are collected from the OPP DAR application.

The following report tabs acquire their data from the OPP DAR (Daily Activity Reporting)

- Complaints (Patrol Hours Section Only)